

SmartOffice PS188

❖ SOFTWARE



DocAction II

Plustek DocAction II

Button utility document scanning, DocAction II simplified the previous DocAction which enables you personalized scanning configuration settings more easily and easy to use. Scanned documents can be saved to PC folder or FTP. DocAction II also has plenty features, including auto rotate, auto density, character enhancement, blank page removal and punch hole removal.



MacAction II

Plustek MacAction II

Plustek MacAction II is the button utility software enables scanning by simply touching a button. The easy-to-use function provides users with a platform to edit the scan settings and modify the saving destination. MacAction II also enables you to scan directly and save scanned documents in all common imaging formats including JPEG, TIFF, MULTI-TIFF, BMP, and PDF.

plustek

SmartOffice Series



Build a well-organized office with SmartOffice PS188



With the SmartOffice PS188, which provides 30 page-per-minutes, you can scan the documents and manage more effectively in the working condition. The SmartOffice PS188 launched with the brand-new button utility of Plustek- DocAction II, the easy-to-use interface and all-around function allows users to scan more easily. Moreover, the SmartOffice PS188 support **OCR (Optical character recognition)**, which is helpful for office application.

❖ KEY FEATURES

- 30ppm/60ipm scan speed in both grayscale and colour mode
- 4000 page per day duty cycle
- Scans long documents up to 250cm
- 50 sheet Automatic Document Feeder
- Small footprint – easily transportable and fits in crowded office
- Single touch scanning to popular formats including Searchable PDF, JPG, PNG, BMP
- Scans rigid cards including insurance cards, ID cards, drivers licenses etc

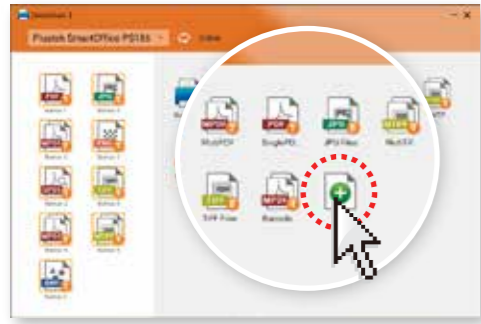
Hardware Requirements

Pentium® IV 2.4 GHz processor
DVD-ROM Driver
One available USB 2.0 Port
1GB RAM (2GB or higher recommended)
2GB free HDD space (3GB or larger recommended)

Specification

Image Sensor	CIS x 2
Light Source	LED
Optical Resolution	600 dpi
Hardware Resolution	600 x 600 dpi
Scan Modes	Color: Input 48-bit, Output 24-bit Grayscale: Input 16-bit, Output 8-bit Black & White: 1-bit
ADF Capacity	1. 50 sheets (A4/ Letter, 70 g/m ² or 18 Lbs), Max. thickness under 5mm (0.2"). 2. 20 sheets (Business Cards) 3. Plastic Card, Max. thickness under 1.2 mm. <small>Note: Maximum ADF capacity varies, depending upon paper weight.</small>
Scanning Speed (ADF)	30 ppm/ 60 ipm (Grayscale mode, 200 & 300 dpi, A4 Portrait) 30 ppm/ 60 ipm (B&W mode, 200 & 300 dpi, A4 Portrait) 30 ppm/ 60 ipm (Color mode, 200 & 300 dpi, A4 Portrait) <small>Note: Results may vary depending upon your scanning application, computer processor and system memory.</small>
Scanning Area (W x L)	Max: 216 x 5080 mm (8.5" x 200") Min: 13.2 x 13.2 mm (0.52" x 0.52")
Acceptable Paper Sizes (W x L)	Max: 220 x 5080 mm (8.66" x 200") Min: 63.5 x 50.8 mm (2.5" x 2")
Acceptable Paper Weight (Thickness)	50 to 105 g/m ² (14 to 28 Lbs)
Daily Duty Scan (Sheets)	4,000
Roller Lifetime (Scans)	300,000
Pad Lifetime (Scans)	50,000
Action Button	3 Buttons: Up, Down, Scan. 9 Function Keys. All Customizable.
Power Supply	24 Vdc/ 0.75 A
Interface	USB 2.0
Net Weight	1.66 Kgs (3.66 Lbs)
Dimensions (W x D x H)	263 x 128 x 148 mm (10.36" x 5.02" x 5.83")
OS	Windows Vista / 7 / 8 / 10





Easy-to-use DocAction II

Users can scan to their PC or Mac computer with the SmartOffice PS188 by simply pressing a button. DocAction II and MacAction II enable users to create 9 different scanning jobs, including the scanning configuration and saving destinations. The easy-to-use interface is very understandable and has full-function settings.



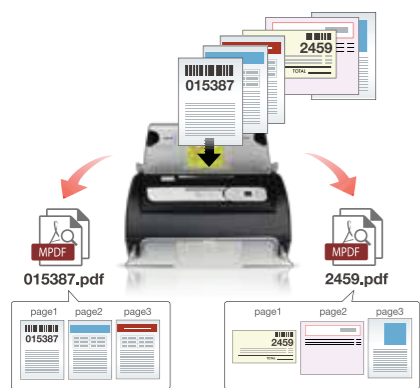
Speedy scan and 50-sheets ADF

The PS188 provides 30 ppm in both grayscale and colour mode, also the 50 sheets automatic document feeders make it efficient for scanning use.



Saving to FTP

The PS188 allows users upload their scanned files to FTP server, FTP is one of the most common forms of file storing method, saving the scanned document directly to FTP helps user sharing their files more convenient and effective.

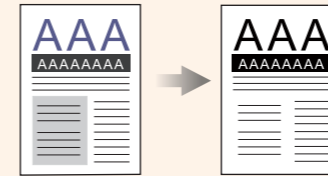


Barcode Scan

The PS188 give the user the most convenient way to scan with barcode document, users can set the barcode number as the file name, which allows you to manage file more convenient and efficient, you can search the important document or shipping letter without open the file one-by-one.

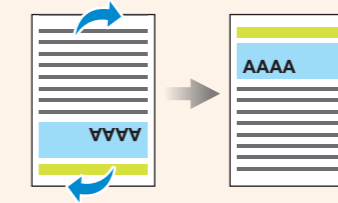
1 Auto Threshold

Automatically thresholds the current image into a binary black and white image.




2 Auto Rotate

Automatically rotates document based on the contents of the document.



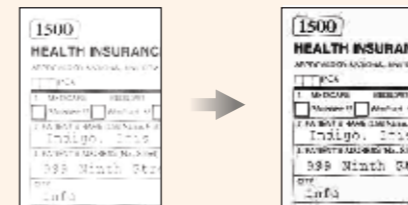
3 Auto Crop & Deskew

Automatically straightens and crops image to the document's actual size.



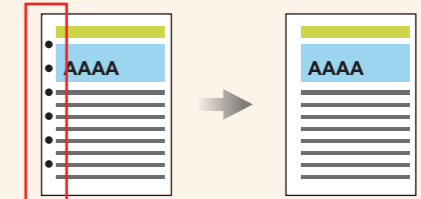
4 Character enhancement

Choose this function can increase the contrast, especially on character, in order to clarify the words.



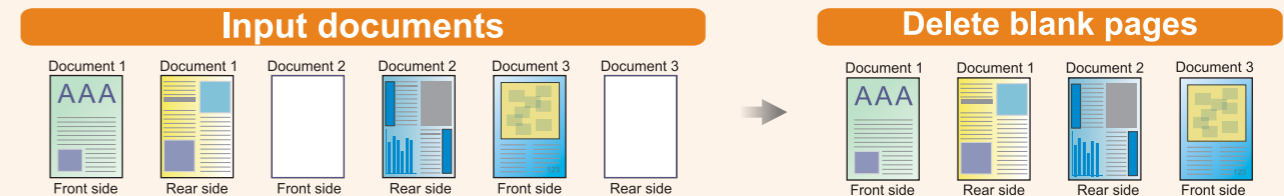
5 Punch hole removal

Documents that are on file usually have punch holes for the easier binding purpose. When scanning these type of files, the scanner will detect the hole leaving black dot over places where the punch hole is in place on the digitalized document.



6 Blank Page Removal

Automatically removes blank pages without manual editing.



Fast scanning at speeds up to 25ppm in Grayscale and Color modes.



Effective scanning with large Automatic Document Feeder up to 50 pages.



Digitalize paper business cards into easily-managed and sorted contacts, and turn your business cards into information.



Scans embossed rigid cards such as ID cards, insurance cards, license and credit cards up to 1.2mm. Perfect for vertical applications such as healthcare, pharmacy, accounting, hospitality, etc.



Save paper documents as searchable PDFs at the touch of a button and find your information faster.



The PS188 allows users upload their scanned files to FTP server, FTP is one of the most common forms of file storing method, saving the scanned document directly to FTP helps user sharing their files more convenient and effective.